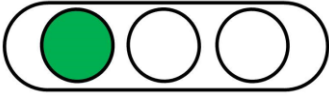

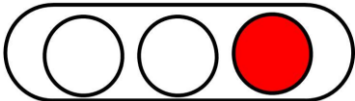
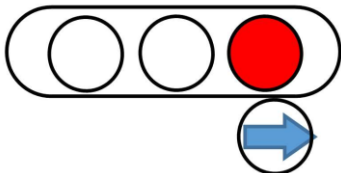
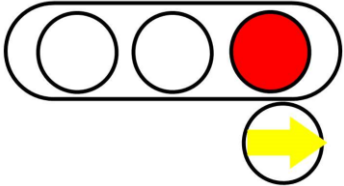

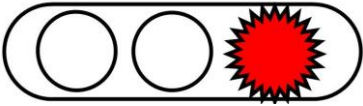


Traffic Lights and Road Signs




1 Types and Meaning of Traffic Lights







Types of Traffic Lights	Meaning of Traffic Lights
<p>Green light</p> 	<p>(1) Pedestrians can proceed.</p> <p>(2) Vehicles excluding light road vehicles and streetcars can go straight or turn right or left. However, motorized bicycles that turn right via two-stage right turns can go straight until the point where they turn right and change their direction at that point.</p> <p>(3) Light road vehicles (including bicycles and carts) can go straight or turn left. When they turn right, they can go straight until the point where they turn right and change their direction at that point.</p>
<p>Yellow light</p> 	<p>(1) Pedestrians must not start crossing the road. If they are already crossing the road, they must finish crossing the road promptly or stop crossing it and go back.</p> <p>(2) Vehicles and streetcars must not proceed beyond their stopping point. However, if they are approaching their stopping point when the traffic light has turned yellow and cannot stop safely, they can continue to proceed.</p>
<p>Red light</p> 	<p>(1) Pedestrians must not cross the road.</p> <p>(2) Vehicles and streetcars must not proceed beyond their stopping point.</p> <p>(3) Vehicles and streetcars that are already turning left at an intersection can continue to proceed, even if the traffic light for the road they are entering by turning left is red.</p> <p>(4) Vehicles and streetcars that are already turning right at an intersection can continue to proceed, even if the traffic light for the road they are entering by turning right is red. In this case, the vehicles and streetcars must not obstruct vehicles and streetcars from proceeding at a green light. However, light road vehicles and motorized bicycles that turn right via two-stage right turns must stop at the point where they are turning right when the traffic light for the road they are entering by turning right is red.</p>
<p>Green-light arrow</p> 	<p>Vehicles can proceed in the direction of the arrow even if the traffic light is yellow or red (in cases where the arrow is a right arrow, they can also make a U-turn). However, light road vehicles and motorized bicycles that turn right via two-stage right turns must not proceed if the arrow is a right arrow.</p>

<p>Yellow-light arrow</p> 	<p>While streetcars can proceed in the direction of the arrow even if the traffic light is yellow or red, pedestrians and vehicles must not proceed.</p>
<p>Flashing yellow light</p> 	<p>Pedestrians, vehicles, and streetcars can proceed while paying attention to other traffic</p>
<p>Flashing red light</p> 	<p>(1) Pedestrians can proceed while paying attention to other traffic. (2) Vehicles and streetcars must come to a stop at their stopping point.</p>





2 Types and Meaning of Road Signs








(1) Regulatory Signs







Types	Meaning Indicated
<p>Road Closed</p> 	<p>Closed to pedestrians, small and remote-controllable mobiles, vehicles, and streetcars</p>
<p>Road Closed to Vehicles</p> 	<p>Closed to vehicles</p>
<p>Prohibition of Vehicle Entry</p> 	<p>Exit of a one-way street (prohibition of vehicles entering into it from the opposite direction)</p>







<p>Road Closed to Motor Vehicles Excluding Two-wheeled Motor Vehicles</p> 	<p>Closed to motor vehicles (excluding two-wheeled motor vehicles)</p>
<p>Road Closed to Large Trucks, etc.</p> 	<p>Closed to large trucks, specified mid-sized trucks, and large special motor vehicles</p>
<p>Road Closed to Trucks with a Maximum Load Capacity Larger than a Specific Amount</p> 	<p>Closed to trucks with a maximum load capacity larger than a specific amount (there is an auxiliary sign below this regulatory sign)</p> <p>↓ an example of the auxiliary sign</p> 
<p>Road Closed to Large Passenger Motor Vehicles, etc.</p> 	<p>Closed to large passenger motor vehicles and specified mid-sized passenger motor vehicles</p>
<p>Road Closed to Two-wheeled Motor Vehicles and Motorized Bicycles</p> 	<p>Closed to two-wheeled motor vehicles and motorized bicycles</p>





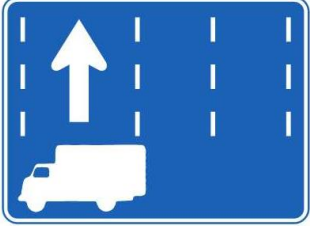

<p>Road Closed to Light Road Vehicles Excluding Bicycles</p> 	<p>Closed to light road vehicles (excluding bicycles)</p>
<p>Road Closed to Bicycles and Specified Motorized Bicycles</p> 	<p>Closed to bicycles and specified motorized bicycles</p>
<p>Road Closed to Multiple Vehicles</p> 	<p>Closed to the vehicles indicated on the sign board</p>
<p>Road Closed to Large Motorcycles and Standard Motorcycles Carrying a Passenger</p> 	<p>Closed to large motorcycles and standard motorcycles carrying a passenger</p>
<p>Road Closed to Vehicles without Tire Chains</p> 	<p>Closed to vehicles without tire chains</p>





<p>Prohibited from Proceeding except in the Direction Indicated</p> 	<p>Vehicles are prohibited from proceeding except in the direction indicated by the arrow.</p>
<p>No Crossing by Vehicles</p> 	<p>No crossing by vehicles (excluding crossing of a road involving turning left to enter or leave facilities or places outside the road)</p>
<p>No U-turn</p> 	<p>No U-turn by vehicles</p>
<p>Prohibited from Moving onto the Right Side of the Road for Overtaking</p> 	<p>Vehicles are prohibited from moving onto the right side of the road for overtaking.</p>

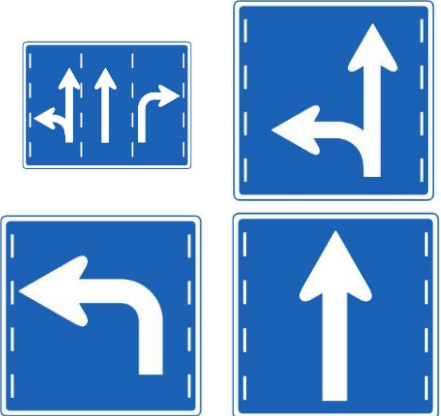



<p>No Overtaking</p> 	<p>No overtaking by vehicles (there is an auxiliary sign below this regulatory sign)</p> <p>↓ an example of the auxiliary sign</p> 
<p>No Stopping or Parking</p> 	<p>No stopping or parking of vehicles</p>
<p>No Parking</p> 	<p>No parking of vehicles</p>
<p>Time-restricted Parking Area</p> 	<p>Designation that indicates the area of the road where vehicles can remain parked during a limited timeframe and indication of how long the vehicles can remain parked</p>
<p>Road Closed to Vehicles Loaded with Hazardous Materials</p> 	<p>Closed to vehicles loaded with hazardous materials, including gunpowder, explosives, poisonous substances, and deleterious substances</p>
<p>Weight Limit</p> 	<p>Closed to vehicles with a gross weight greater than that indicated on the sign board</p>









<p>Overhead Clearance</p> 	<p>Closed to vehicles of a height greater than that indicated on the sign board (including the height of loaded cargo)</p>
<p>Maximum Width</p> 	<p>Closed to vehicles of a width greater than that indicated on the sign board (including the width of loaded cargo)</p>
<p>Maximum Speed</p> 	<p>(1) Specification of the maximum speed for motor vehicles and streetcars (2) Specification of the maximum speed (30 km/h or slower) for motorized bicycles</p>
<p>Minimum Speed</p> 	<p>Specification of the minimum speed for motor vehicles</p>
<p>Motor Vehicles Only</p> 	<p>Designation of national expressways and limited highways</p>
<p>Bicycles and Specified Small Motorized Bicycles Only</p> 	<p>(1) Designation of bicycle paths and bicycle-only roads (roads built for the passage of bicycles only) (2) Closed to vehicles excluding standard bicycles, specified small motorized bicycles (except for vehicles that must not proceed on bicycle paths), pedestrians, and small and remote-controllable mobiles</p>







<p>Standard Bicycles and Pedestrians Only</p> 	<p>(1) Designation of bicycle-and-pedestrian-only roads</p> <p>(2) Closed to vehicles excluding standard bicycles and specified small motorized bicycles (except for vehicles that must not proceed on bicycle paths)</p> <p>(3) Designation that indicates that standard bicycles and exceptional specified small motorized bicycles can be ridden on sidewalks</p>
<p>Pedestrians Only</p> 	<p>(1) Designation of pedestrian-only roads (roads built for the passage of pedestrians and only)</p> <p>(2) Designation of pedestrian paths</p>
<p>Permitted Vehicles Only</p> 	<p>Designation of facilities where, among fixed-route buses, charter buses, and other such motor vehicles, those with permission from the road administrator can stop</p>
<p>Permitted Vehicles Only</p> 	<p>Designation of facilities where, among taxis, those with permission from the road administrator can stop</p>
<p>Permitted Vehicles Only</p> 	<p>Designation of facilities where, among trucks, those with permission from the road administrator can stop</p>
<p>Multiple Permitted Vehicles Only</p> 	<p>Designation of facilities where, among motor vehicles indicated on the sign board, those with permission from the road administrator can stop</p>

<p>Vehicles for Disaster Management Only</p> 	<p>Closed to vehicles and persons excluding those that the road administrator finds necessary related to implementation of emergency disaster control measures</p> <p>(原文) 広域災害応急対策の実施に関し道路管理者が必要と認める車以外の車及び 広域災害応急対策の実施に関し道路管理者が必要と認める者以外の利用の禁止</p>
<p>One Way</p> 	<p>Vehicles are prohibited from proceeding in the direction opposite to that indicated by the arrow on the sign board.</p>
<p>One Way for Bicycles and Specified Small Motorized Bicycles</p> 	<p>Bicycles and specified small motorized bicycles are prohibited from proceeding in the direction opposite to that indicated by the arrow on the sign board.</p>
<p>Traffic Distribution of Vehicles</p> 	<p>Specification of the traffic distribution of vehicles</p>
<p>Traffic Distribution of Certain Types of vehicles</p> 	<p>Specification of the traffic distribution of certain types of vehicles indicated on the sign board</p>
<p>Traffic Distribution of Motor Vehicles quipped for Towing on National expressways</p> 	<p>Specification of the traffic distribution of motor vehicles towing vehicles with a gross weight greater than 750 kg on the main roadway of national expressways</p>


<p>Exclusive Traffic Lanes</p> 	<p>Designation of traffic lanes exclusively for vehicles indicated on the sign board</p>
<p>Traffic Lanes Exclusive for Standard Bicycles</p> 	<p>Designation of traffic lanes exclusively for standard bicycles</p>
<p>Priority Traffic Lanes for Fixed-route Buses and Other Such Motor Vehicles</p> 	<p>Designation of priority traffic lanes for fixed-route buses and other such motor vehicles</p>
<p>Designated Area of Road Where Motor Vehicles Equipped for Towing Must Use the Left-most Traffic Lane of Limited Highways</p> 	<p>Designation of the area of the road where motor vehicles towing vehicles with a gross weight greater than 750 kg must use the left-most traffic lane on the main roadway of limited highways</p>

<p>Traffic Distribution by the Direction of Proceeding</p> 	<p>Specification of the traffic distribution of vehicles at an intersection by the direction of proceeding</p>
<p>Method for Motorized Bicycles to Turn Right (in Two Stages)</p> 	<p>Specification of the method for motorized bicycles to turn right via a two-stage right turn</p>
<p>Method for Motorized Bicycles to Turn Right (by Turning in a Small Radius)</p> 	<p>Specification of the method for motorized bicycles to turn right by turning in a small radius</p>
<p>Proceeding in a Clockwise Direction at Roundabouts</p> 	<p>Designation that indicates that vehicles must proceed in a clockwise direction at roundabouts</p>







<p>Parallel Parking</p> 	<p>Designation that indicates that when drivers park their vehicles, they must park them parallel to the edge of the road (in a time-restricted parking area, that the area is an area of road where drivers can park their vehicles and that they must park them parallel to the edge of the road)</p>
<p>Perpendicular Parking</p> 	<p>Designation that indicates that when drivers park their vehicles, they must park them perpendicularly to the edge of the road (in a time-restricted parking area, that the area is an area of road where drivers can park their vehicles and that they must park them perpendicularly to the edge of the road)</p>
<p>Angle Parking</p> 	<p>Designation that indicates that when drivers park their vehicles, they must park them at an angle to the edge of the road (in a time-restricted parking area, that the area is an area of road where drivers can park their vehicles and that they must park them at an angle to the edge of the road)</p>
<p>Use of the Horn</p> 	<p>Designation of places where vehicles and streetcars must sound their horn</p>
<p>Horn Section</p> 	<p>Designation of a section of road where vehicles and streetcars must sound their horn in the following places (there are auxiliary signs below this regulatory sign)</p> <p>(1) Blind intersections (2) Blind curves (3) Blind summits</p> <p>↓ examples of auxiliary signs</p> <div style="display: flex; align-items: center; gap: 10px;"> <div style="border: 1px solid black; padding: 2px 10px; text-align: center;">  </div> <div style="border: 1px solid black; padding: 2px 10px; text-align: center;"> ここから </div> <div style="border: 1px solid black; padding: 2px 10px; text-align: center;">  </div> <div style="border: 1px solid black; padding: 2px 10px; text-align: center;"> ここまで </div>  </div>




<p>Slow</p> 	<p>Designation that indicates that vehicles and streetcars must slow down</p>
<p>Priority Road Ahead</p> 	<p>Designation that indicates that the road ahead intersecting with the road with this sign has priority (there is an auxiliary sign below this regulatory sign)</p> <p>↓ an example of the auxiliary sign</p> 
<p>Stop</p> 	<p>Designation that indicates that vehicles and streetcars must come to a stop immediately in front of an intersection without traffic control</p>
<p>Road Closed to Pedestrians</p> 	<p>Closed to pedestrians and small and remote-controllable mobiles</p>
<p>No Crossing by Pedestrians</p> 	<p>Pedestrians and small and remote-controllable mobiles are prohibited from crossing a road.</p>

(2) Indication Signs




Types	Meaning Indicated
<p>Traveling Abreast Allowed</p> 	<p>Indication that two standard bicycles traveling abreast of each other is allowed</p>

<p>Entry into Railway Track Beds Allowed</p> 	<p>Indication that motor vehicles are allowed to enter a railway track bed is allowed</p>
<p>Parking of Vehicles Bearing Elderly and Special-needs Driver Marks Allowed</p> 	<p>Indication that parking of vehicles bearing elderly and special-needs driver marks is allowed (there is an auxiliary sign below this regulatory sign)</p> <p>↓ an example of the auxiliary sign</p> <p>標章車專用</p>
<p>Parking Allowed</p> 	<p>Indication that parking of vehicles is allowed</p>
<p>Stopping of Vehicles Bearing Elderly and Special-needs Driver Marks Allowed</p> 	<p>Indication that the stopping of vehicles bearing elderly and special-needs driver marks is allowed (there is an auxiliary sign below this regulatory sign)</p> <p>↓ an example of the auxiliary sign</p> <p>標章車專用</p>
<p>Stopping Allowed</p> 	<p>Indication that stopping of vehicles is allowed</p>

<p>Priority Road</p> 	<p>Indication of a priority road</p>
<p>Center Line</p> 	<p>Indication of the center of the road or the center line</p>
<p>Stopping Line</p> 	<p>Indication of the stopping line when vehicles are to stop</p>
<p>Pedestrian Crossing</p> 	<p>Indication of a pedestrian crossing</p>
<p>Bicycle Crossing Lane</p> 	<p>Indication of a bicycle crossing lane</p>
<p>Pedestrian Crossing and Bicycle Crossing Lane</p> 	<p>Indication of a pedestrian crossing and bicycle crossing lane</p>

<p>Safety Zone</p> 	<p>Indication of a safety zone</p>
<p>Advance Notice of Regulation</p> 	<p>Advance notice that the traffic regulation indicated on the sign board is enforced ahead</p>
<p>Advance Notice of Regulation</p> 	<p>Same as above</p>

(3) Auxiliary Signs (Excerpt)

Types	Meaning Indicated
<p>Start</p> 	<p>Start of an area of road where the traffic regulation indicated on the main sign applies</p>
<p>End</p>  	<p>End of the area of road where the traffic regulation indicated on the main sign applies</p>